

REGISTRATION

You're about to join **Mrs. Dupes**
English!

To join this class, you must log in with your own
username, or create one.

LOG IN

CREATE A USERNAME



CLICK
CREATE A USERNAME

You're about to join **Mrs. Dupes**
English!

To join this class, you must log in with your own
username, or create one.

LOG IN

CREATE A USERNAME

First name

Last name

Username

Password

Retype password

Please select.



Answer

Choose a username that your
teacher can identify you by.

Passwords may only contain letters
and numbers.

Choose a question we can ask you,
in case you forgot your password.
Then, provide your own answer.

GO

**BE SURE TO
CAREFULLY
CHOOSE
USERNAME AND
PASSWORD AND
WRITE IT DOWN**


Are you at this screen yet?



Hi Linda!


You just created a personal account to BrainPOP!


From now on, use _____ and your new password to log into the site.



The screenshot shows a tablet displaying the BrainPOP interface. A hand is pointing to the 'My BrainPOP' menu item in the top right corner. The menu also includes 'Settings' and 'Log out'. The background shows a grid of subject tiles: 'SCIENCE' and 'SOCIAL ST'.

You can select **My BrainPOP** from the menu to see your work!

 Keep a history of all the movies you've watched.

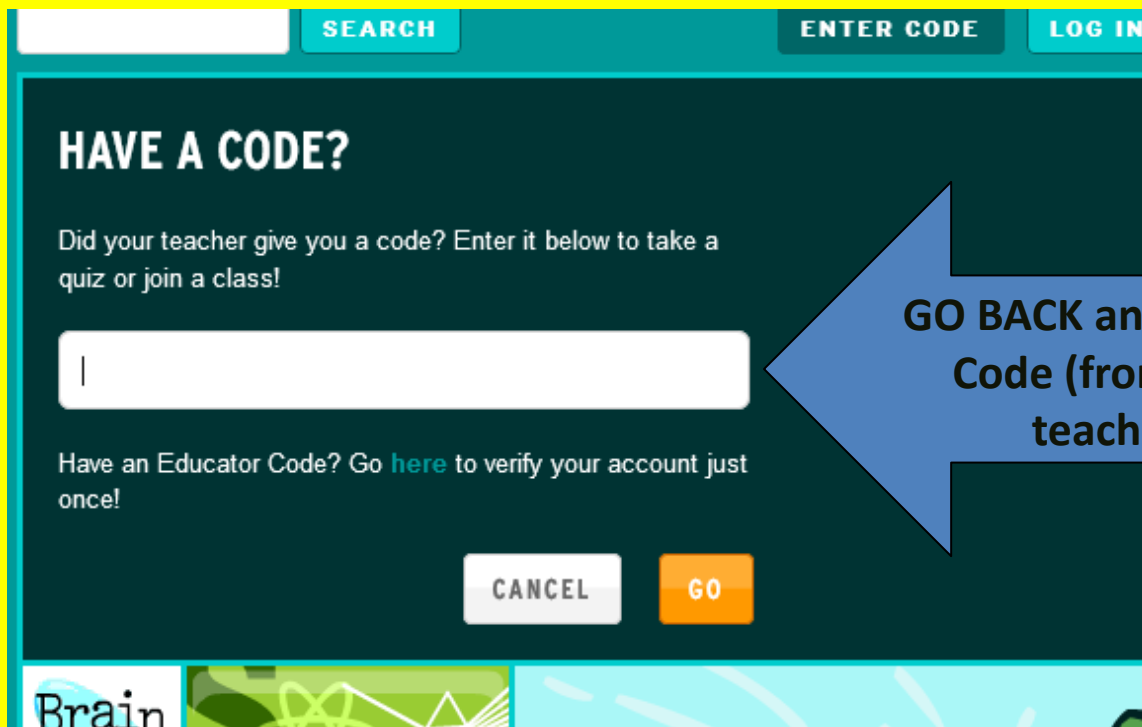
 Track the quizzes you've taken.

SEARCH ENTER CODE LOG IN

	<p>SCIENCE</p>				
<p>BRAINPOP EDUCATORS</p>	<p>SOCIAL STUDIES</p>	<p>Brown vs. Board of Education of Topeka February Spotlight: Black History</p>			
<p>TOUR</p>	<p>ENGLISH</p>	<p>FREE STUFF</p>	<p>GAMEUP</p>	<p>TOP MOVIES</p>	<p>FEATURED BROWN VS. B.O.E</p>
<p>STANDARDS</p>	<p>ENGINEERING & TECH</p>	<p>SPOTLIGHT: BLACK HISTORY</p>	<p>SPOTLIGHT: U.S. PRESIDENTS</p>		
<p>HELP</p>	<p>HEALTH</p>	<p>Mix a Quiz</p>			
<p>ABOUT US</p>	<p>ARTS & MUSIC</p>	<p>Video Tutorial </p>			<p>SUBSCRIBE</p>

Now you can come back with that code to our class!

Write that down in a SAFE place along with your username and password!



The screenshot shows a web interface with a teal header containing three buttons: 'SEARCH', 'ENTER CODE', and 'LOG IN'. Below the header, the main content area has a dark teal background. At the top left of this area is the heading 'HAVE A CODE?'. Below the heading is the text 'Did your teacher give you a code? Enter it below to take a quiz or join a class!'. Underneath this text is a white text input field with a vertical cursor. Below the input field is the text 'Have an Educator Code? Go [here](#) to verify your account just once!'. At the bottom of the form are two buttons: a white 'CANCEL' button and an orange 'GO' button. The bottom of the page features a light blue footer with the word 'Brain' and some abstract green and white graphics.

GO BACK and TYPE in Code (from your teacher)

Then you will get a message that you have been added to that class!